




MoDOT Update

**Ed Hassinger, Chief
Engineer**
Missouri Department of
Transportation


Quality




Safety



DBE and Workforce





Insufficient Funding for Transportation

- Negative impact on Missouri's 34,000 miles of roads and 10,400 bridges.

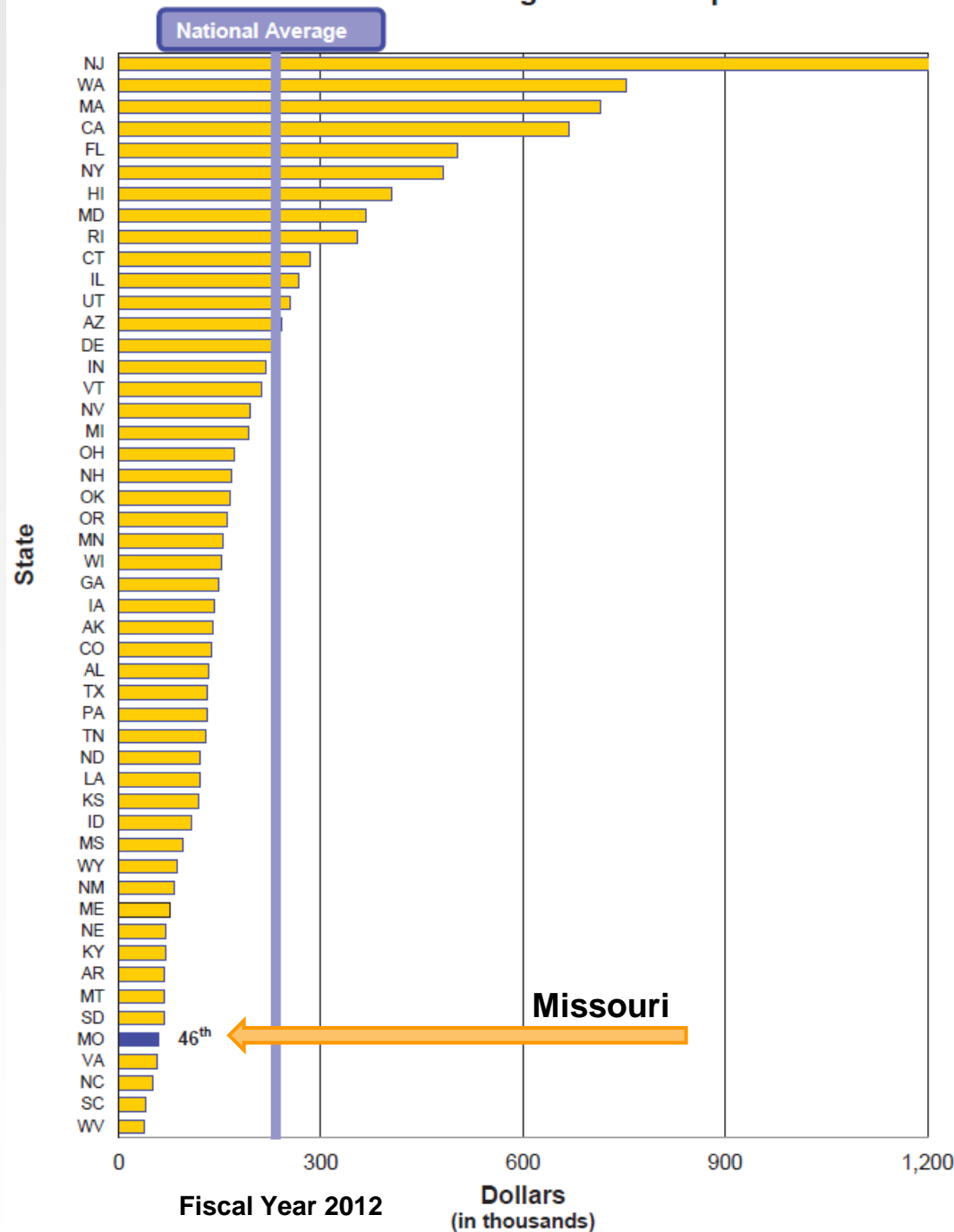
National Ranking in Revenue per Mile




7th Largest

46th Lowest

While Missouri has the 7th largest highway system in the nation, we rank 46th in revenue spent per mile.



ROUGH ROADS



Let's face it. Decreased funding and increases in inflation, materials and labor costs ultimately result in deteriorating roads and bridges.





BRIDGE CLOSURES



12 since August.



What do Missourians pay for transportation?

- The average Missouri household pays \$37.58 per month in state fuel taxes and fees.
- For electricity and natural gas -- \$160
- For telephone and cell service -- \$161
- For cable/satellite TV and internet -- \$124