



1221 Jefferson Street ■ PO Box 104855

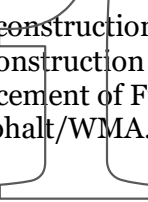
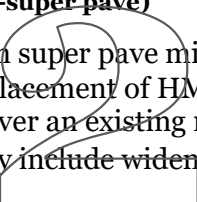
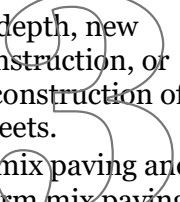
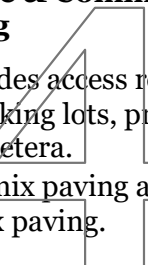
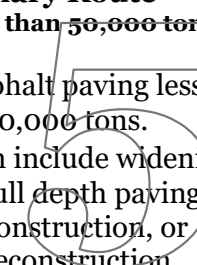
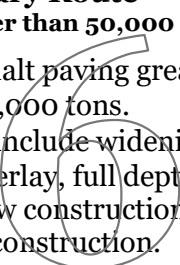

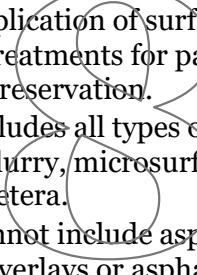

Jefferson City, Missouri 65110

Phone: 573.635.6071 ■ Fax: 573.635.6134 ■ www.moasphalt.org

Quality in Construction Paving Awards Program

The Missouri Asphalt Pavement Association is proud to recognize quality asphalt projects completed throughout the state of Missouri. Awards will be given to winners and runners-up of outstanding projects in a total of nine categories. Project contractors, owners, and engineers will receive recognition for the effort required to produce such high quality work.

All projects submitted to the Paving Awards program must have been completed in the past 12 months with the exception of the Longevity Award. Submissions will be judged on the following criteria: smoothness, longitudinal joints, segregation, degree of difficulty, innovative practices, uniqueness of the project, and overall quality. Please see the categories below, determine which your project falls under, and fill out all fields in the application (this includes pictures of the project).

<p>Full Depth Paving</p>  <ul style="list-style-type: none"> • New construction and/or reconstruction involving placement of Full Depth Asphalt/WMA. 	<p>Overlay Minor Road (Non-super pave)</p>  <ul style="list-style-type: none"> • Non super pave mix involving placement of HMA or WMA over an existing road. • May include widening. 	<p>Municipal Paving</p>  <ul style="list-style-type: none"> • Full depth, new construction, or reconstruction of city streets. • Hot mix paving and/or warm mix paving.
<p>Private & Commercial Paving</p>  <ul style="list-style-type: none"> • Includes access roads, parking lots, private drives, et cetera. • Hot mix paving and/or warm mix paving. 	<p>Primary Route (less than 50,000 tons)</p>  <ul style="list-style-type: none"> • Asphalt paving less than 50,000 tons. • Can include widening, overlay, full depth paving, new construction, or reconstruction. 	<p>Primary Route (greater than 50,000 tons)</p>  <ul style="list-style-type: none"> • Asphalt paving greater than 50,000 tons. • Can include widening, overlay, full depth paving, new construction, or reconstruction.
<p>Airport Paving</p>  <ul style="list-style-type: none"> • Includes all types of hot mix and/or warm mix paving. 	<p>Maintenance</p>  <ul style="list-style-type: none"> • Application of surface treatments for pavement preservation. • Includes all types of chip seal, slurry, microsurfacing, et cetera. • Cannot include asphalt overlays or asphalt paving other than a leveling course. 	<p>Longevity</p>  <ul style="list-style-type: none"> • Recognizing quality HMA pavements 10 years or older. • These pavements cannot have received any surface treatments or overlays since construction.